

# Ideas for Easter



Stuck for ideas of how to keep busy and entertained whilst staying at home over the Easter holidays? Try some of the ideas on the Willow Class Easter Bingo!

















How many activities can you complete over the two weeks?

Can you complete a row, two rows, or even the whole grid?

Please tweet any photos of your activities to

@EyePrimaryYear3, as I would love to see (and keep your eyes on the Twitter as I may be trying some myself!).

Miss Brown

<p>Create your own <b>board game</b> to play with family.</p>  <p>A board game grid titled 'RACE FOR EASTER EGGS'. It is a 4x7 grid with numbers 1-28 and a 'START' space. Each space contains a small illustration of an Easter egg or a bunny.</p>	<p>Find some pebbles and <b>paint</b> them to look like Easter eggs.</p>  <p>Three smooth, light-colored pebbles painted with colorful patterns of dots and stripes, resembling Easter eggs.</p>	<p>Make up a <b>dance</b> or <b>fitness</b> circuit based on Easter animals (e.g. hopping bunnies, skipping lambs).</p>  <p>Illustration of three children in colorful clothes performing a dance or fitness routine.</p>	<p>Have an Easter egg hunt... where each clue is revealed after solving a <b>Maths</b> question!</p>  <p>A collection of colorful circular cards with numbers and mathematical symbols like infinity, pi, and percent signs.</p>
<p>Do some Easter <b>baking</b> – how about chocolate nests or iced Easter biscuits?</p>  <p>Several round biscuits decorated with icing and colorful sprinkles, some shaped like Easter eggs.</p>	<p>Make an Easter card. Challenge: can you make a <b>pop-up card</b>?</p>  <p>A pop-up Easter card featuring a white bunny and colorful Easter eggs on a green grassy field.</p>	<p>Build a <b>den</b> (indoors or outdoors) and <b>read</b> a book in your den.</p>  <p>Two children sitting inside a makeshift den made of a tarp and chairs outdoors.</p>	<p>Decorate a <b>symmetrical</b> egg.</p>  <p>Two egg-shaped templates. The left one is a simple grid pattern, and the right one is a more complex geometric pattern, both designed to be symmetrical.</p>
<p><b>Writing Prompt:</b> What if the Easter Bunny was actually an Easter Dragon?</p>  <p>A cartoon illustration of a green dragon with orange wings and a yellow belly, resembling an Easter Bunny.</p>	<p>Do a Wildlife <b>Scavenger Hunt</b> and record everything that you find.</p>  <p>Illustrations of various natural items: animal tracks, a bird nest, a berry, a feather, a bird, and a rock.</p>	<p>Create some '<b>Wild Art</b>' – what can you make out of natural objects?</p>  <p>A circular artwork made from natural materials like twigs, leaves, and stones, arranged in a spiral pattern.</p>	<p>Play a <b>game</b> with your family... no screens allowed!</p>  <p>A hand holding several playing cards, including the Jack of Diamonds, Queen of Hearts, King of Spades, and Ace of Clubs.</p>
<p>Make a '<b>Multiples</b> Egg'!</p>  <p>A large egg-shaped cardstock cutout with handwritten lists of multiples of 1, 2, and 3.</p>	<p><b>Gardening:</b> plant some flowers, herbs or vegetables in your garden.</p>  <p>Two children sitting in a garden, planting flowers and vegetables.</p>	<p><b>Writing Prompt:</b> While hunting for Easter Eggs, I stumbled upon a magical egg, which transported me to...</p>  <p>A glowing, golden Easter egg with a shimmering, magical effect.</p>	<p>Make an Easter <b>wreath</b> (you could use craft supplies or nature!)</p>  <p>A circular wreath made of colorful, patterned fabric or paper pieces, decorated with a bow.</p>